

STATEMENT OF APPROPRIATIONS, ALLOTMENTS, OBLIGATIONS, DISBURSEMENTS AND BALANCES

As at the Quarter Ending June 30, 2019

Department: State Universities and Colleges (SUCs)
 Agency: Batangas State University
 Operating Unit: < not applicable >
 Organization Code: 08 038 0000000
 Fund Cluster: 01 Regular Agency Fund

X	Current Year Appropriations
	Supplemental Appropriations
	Continuing Appropriations

(e.g. UACS Fund Cluster: 01-Regular Agency Fund, 02-Foreign Assisted Projects Fund, 03-Special Account-Locally Funded/Domestic Grants Fund, and 04-Special Account-Foreign Assisted/Foreign Grants Fund)

Particulars	UACS CODE	Appropriations			Allotments					Obligations				Disbursements				Balances					
		Authorized Appropriations	Adjustments (Transfer To/From, Modification s/ Augmentations)	Adjusted Appropriations	Allotments Received	Adjustments (Reductions, Modification s/ Augmentations)	Transfer To	Transfer From	Adjusted Allotments	1st Quarter Ending March 31	2nd Quarter Ending June 30	3rd Quarter Ending Sept. 30	4th Quarter Ending Dec. 31	TOTAL	1st Quarter Ending March 31	2nd Quarter Ending June 30	3rd Quarter Ending Sept. 30	4th Quarter Ending Dec. 31	TOTAL	Unreleased Appropriations	Unobligated Allotments	Unpaid Obligations (15-20)=(23+24)	
																						10=[(6+(-)7)-8+9]	11
SUMMARY		508,546,000.00	0.00	508,546,000.00	475,777,000.00	0.00	0.00	0.00	475,777,000.00	97,775,777.46	138,101,984.50	0.00	0.00	235,877,761.96	93,217,463.43	138,083,730.61	0.00	0.00	231,301,194.04	32,769,000.00	239,899,238.04	2,679,503.51	1,897,064.41
A. AGENCY SPECIFIC BUDGET		508,546,000.00	0.00	508,546,000.00	475,777,000.00	0.00	0.00	0.00	475,777,000.00	97,775,777.46	138,101,984.50	0.00	0.00	235,877,761.96	93,217,463.43	138,083,730.61	0.00	0.00	231,301,194.04	32,769,000.00	239,899,238.04	2,679,503.51	1,897,064.41
Personnel Services		383,136,000.00	0.00	383,136,000.00	360,367,000.00	0.00	0.00	0.00	360,367,000.00	69,107,618.82	104,583,160.64	0.00	0.00	173,690,779.46	68,155,726.93	104,778,506.63	0.00	0.00	172,934,233.56	22,769,000.00	186,676,220.54	756,545.90	0.00
Salaries and Wages	5010100000	277,253,000.00	(1,160,000.00)	276,093,000.00	277,253,000.00	(1,160,000.00)	0.00	0.00	276,093,000.00	62,727,807.45	72,418,247.27	0.00	0.00	135,146,054.72	61,883,861.88	72,796,825.46	0.00	0.00	134,680,687.34	0.00	140,946,945.28	465,367.38	0.00
Basic Salary - Civilian	5010101001	275,511,000.00	(1,160,000.00)	274,351,000.00	275,511,000.00	(1,160,000.00)	0.00	0.00	274,351,000.00	62,681,171.09	71,948,224.57	0.00	0.00	134,629,395.66	61,838,713.29	72,328,564.99	0.00	0.00	134,167,278.28	0.00	139,721,604.34	462,117.38	0.00
Salaries and Wages - Casual/Contractual	5010102000	1,742,000.00	0.00	1,742,000.00	1,742,000.00	0.00	0.00	0.00	1,742,000.00	46,636.36	470,022.70	0.00	0.00	516,659.06	45,148.59	468,260.47	0.00	0.00	513,409.06	0.00	1,225,340.94	3,250.00	0.00
Other Compensation	5010200000	76,998,000.00	1,160,000.00	78,158,000.00	76,998,000.00	1,160,000.00	0.00	0.00	78,158,000.00	5,175,543.13	30,898,368.12	0.00	0.00	36,073,911.25	5,125,725.78	30,670,131.74	0.00	0.00	35,795,857.52	0.00	42,084,088.75	278,053.73	0.00
PERA - Civilian	5010201001	17,496,000.00	0.00	17,496,000.00	17,496,000.00	0.00	0.00	0.00	17,496,000.00	4,240,802.88	4,246,134.70	0.00	0.00	8,486,937.58	4,240,802.88	4,242,498.32	0.00	0.00	8,483,301.20	0.00	9,009,062.42	3,636.38	0.00
Representation Allowance (RA)	5010202000	240,000.00	580,000.00	820,000.00	240,000.00	580,000.00	0.00	0.00	820,000.00	341,500.00	478,500.00	0.00	0.00	820,000.00	336,500.00	374,000.00	0.00	0.00	710,500.00	0.00	0.00	109,500.00	0.00
Transportation Allowance (TA)	5010203001	240,000.00	580,000.00	820,000.00	240,000.00	580,000.00	0.00	0.00	820,000.00	341,500.00	478,500.00	0.00	0.00	820,000.00	336,500.00	374,000.00	0.00	0.00	710,500.00	0.00	0.00	109,500.00	0.00
Clothing/Uniform Allowance - Civilian	5010204001	4,374,000.00	0.00	4,374,000.00	4,374,000.00	0.00	0.00	0.00	4,374,000.00	0.00	3,180,000.00	0.00	0.00	3,180,000.00	0.00	3,180,000.00	0.00	0.00	3,180,000.00	0.00	1,194,000.00	0.00	0.00
Subsistence Allowance - Magna Carta for	5010205003	106,000.00	0.00	106,000.00	106,000.00	0.00	0.00	0.00	106,000.00	12,150.00	22,625.00	0.00	0.00	34,775.00	12,150.00	8,775.00	0.00	0.00	20,925.00	0.00	71,225.00	13,850.00	0.00
Laundry Allowance - Magna Carta Benefits for	5010206004	15,000.00	0.00	15,000.00	15,000.00	0.00	0.00	0.00	15,000.00	1,750.00	2,950.00	0.00	0.00	4,700.00	1,750.00	1,200.00	0.00	0.00	2,950.00	0.00	10,300.00	1,750.00	0.00
Honoraria - Civilian	5010210001	992,000.00	0.00	992,000.00	992,000.00	0.00	0.00	0.00	992,000.00	237,840.25	0.00	0.00	0.00	237,840.25	198,022.90	0.00	0.00	0.00	198,022.90	0.00	754,159.75	39,817.35	0.00
HP - Magna Carta Benefits for Public Health	5010211005	325,000.00	0.00	325,000.00	325,000.00	0.00	0.00	0.00	325,000.00	0.00	161,127.42	0.00	0.00	161,127.42	0.00	161,127.42	0.00	0.00	161,127.42	0.00	163,872.58	0.00	0.00
Bonus - Civilian	5010214001	22,960,000.00	0.00	22,960,000.00	22,960,000.00	0.00	0.00	0.00	22,960,000.00	0.00	0.00	0.00	0.00	0.00	0.00	0.00	0.00	0.00	0.00	0.00	22,960,000.00	0.00	0.00
Cash Gift - Civilian	5010215001	3,645,000.00	0.00	3,645,000.00	3,645,000.00	0.00	0.00	0.00	3,645,000.00	0.00	0.00	0.00	0.00	0.00	0.00	0.00	0.00	0.00	0.00	0.00	3,645,000.00	0.00	0.00
Productivity Enhancement Incentive - Civilian	5010299012	3,645,000.00	0.00	3,645,000.00	3,645,000.00	0.00	0.00	0.00	3,645,000.00	0.00	0.00	0.00	0.00	0.00	0.00	0.00	0.00	0.00	0.00	0.00	3,645,000.00	0.00	0.00
Mid-Year Bonus - Civilian	5010299036	22,960,000.00	0.00	22,960,000.00	22,960,000.00	0.00	0.00	0.00	22,960,000.00	0.00	22,328,531.00	0.00	0.00	22,328,531.00	0.00	22,328,531.00	0.00	0.00	22,328,531.00	0.00	631,469.00	0.00	0.00
Personnel Benefit Contributions	5010300000	5,022,000.00	0.00	5,022,000.00	5,022,000.00	0.00	0.00	0.00	5,022,000.00	1,204,268.24	1,266,545.25	0.00	0.00	2,470,813.49	1,146,139.27	1,311,549.43	0.00	0.00	2,457,688.70	0.00	2,551,186.51	13,124.79	0.00
Pag-IBIG - Civilian	5010302001	875,000.00	0.00	875,000.00	875,000.00	0.00	0.00	0.00	875,000.00	215,200.00	217,700.00	0.00	0.00	432,900.00	215,200.00	204,800.00	0.00	0.00	420,000.00	0.00	442,100.00	12,900.00	0.00
PhilHealth - Civilian	5010303001	3,272,000.00	0.00	3,272,000.00	3,272,000.00	0.00	0.00	0.00	3,272,000.00	773,836.67	831,158.26	0.00	0.00	1,604,994.93	728,607.70	876,162.44	0.00	0.00	1,604,770.14	0.00	1,667,005.07	224.79	0.00
ECIP - Civilian	5010304001	875,000.00	0.00	875,000.00	875,000.00	0.00	0.00	0.00	875,000.00	215,231.57	217,686.99	0.00	0.00	432,918.56	202,331.57	230,586.99	0.00	0.00	432,918.56	0.00	442,081.44	0.00	0.00
Other Personnel Benefits	5010400000	23,863,000.00	0.00	23,863,000.00	1,094,000.00	0.00	0.00	0.00	1,094,000.00	0.00	0.00	0.00	0.00	0.00	0.00	0.00	0.00	0.00	0.00	22,769,000.00	1,094,000.00	0.00	0.00
Terminal Leave Benefits - Civilian	5010403001	353,000.00	0.00	353,000.00	0.00	0.00	0.00	0.00	0.00	0.00	0.00	0.00	0.00	0.00	0.00	0.00	0.00	0.00	0.00	353,000.00	0.00	0.00	0.00
Lump-sum for Filling of Positions - Civilian	5010499007	22,416,000.00	0.00	22,416,000.00	0.00	0.00	0.00	0.00	0.00	0.00	0.00	0.00	0.00	0.00	0.00	0.00	0.00	0.00	0.00	22,416,000.00	0.00	0.00	0.00

Department: State Universities and Colleges (SUCs)
 Agency: Batangas State University
 Operating Unit: < not applicable >
 Organization Code: 08 038 000000
 Fund Cluster: 01 Regular Agency Fund

Current Year Appropriations
 Supplemental Appropriations
 Continuing Appropriations

(e.g. UACS Fund Cluster: 01-Regular Agency Fund, 02-Foreign Assisted Projects Fund, 03-Special Account-Locally Funded/Domestic Grants Fund, and 04-Special Account-Foreign Assisted/Foreign Grants Fund)

Particulars	UACS CODE	Appropriations			Allotments					Obligations					Disbursements					Balances				
		Authorized Appropriations	Adjustments (Transfer To/From, Modification s/ Augmentations)	Adjusted Appropriations	Allotments Received	Adjustments (Reductions, Modification s/ Augmentations)	Transfer To	Transfer From	Adjusted Allotments	1st Quarter Ending March 31	2nd Quarter Ending June 30	3rd Quarter Ending Sept. 30	4th Quarter Ending Dec. 31	TOTAL	1st Quarter Ending March 31	2nd Quarter Ending June 30	3rd Quarter Ending Sept. 30	4th Quarter Ending Dec. 31	TOTAL	Unreleased Appropriations	Unobligated Allotments	Unpaid Obligations (15-20)=(23+24)		
																						Due and Demandable	Not Yet Due and Demandable	
1	2	3	4	5=(3+4)	6	7	8	9	10=[{(6+(-)7)-8+9]}	11	12	13	14	15=(11+12+13+14)	16	17	18	19	20=(16+17+18+19)	21=(5-10)	22=(10-15)	23	24	
Lump-sum for Step increments - Length of	5010499010	689,000.00	0.00	689,000.00	689,000.00	0.00	0.00	0.00	689,000.00	0.00	0.00	0.00	0.00	0.00	0.00	0.00	0.00	0.00	0.00	0.00	689,000.00	0.00	0.00	
Loyalty Award - Civilian	5010499015	405,000.00	0.00	405,000.00	405,000.00	0.00	0.00	0.00	405,000.00	0.00	0.00	0.00	0.00	0.00	0.00	0.00	0.00	0.00	0.00	0.00	405,000.00	0.00	0.00	
Maintenance and Other Operating Expenses		115,410,000.00	0.00	115,410,000.00	115,410,000.00	0.00	0.00	0.00	115,410,000.00	28,668,158.64	33,518,823.86	0.00	0.00	62,186,982.50	25,061,736.50	33,305,223.98	0.00	0.00	58,366,960.48	0.00	0.00	53,223,017.50	1,922,957.61	1,897,064.41
Traveling Expenses	5020100000	1,500,000.00	0.00	1,500,000.00	1,500,000.00	0.00	0.00	0.00	1,500,000.00	313,935.00	456,392.00	0.00	0.00	770,327.00	298,366.00	364,414.00	0.00	0.00	662,780.00	0.00	0.00	729,673.00	99,047.00	8,500.00
Traveling Expenses - Local	5020101000	1,500,000.00	0.00	1,500,000.00	1,500,000.00	0.00	0.00	0.00	1,500,000.00	313,935.00	456,392.00	0.00	0.00	770,327.00	298,366.00	364,414.00	0.00	0.00	662,780.00	0.00	0.00	729,673.00	99,047.00	8,500.00
Training and Scholarship Expenses	5020200000	5,445,000.00	0.00	5,445,000.00	5,445,000.00	0.00	0.00	0.00	5,445,000.00	1,473,647.41	1,496,248.10	0.00	0.00	2,969,895.51	956,467.00	1,437,969.41	0.00	0.00	2,394,436.41	0.00	0.00	2,475,104.49	136,332.10	440,127.00
Training Expenses	5020201002	5,445,000.00	0.00	5,445,000.00	5,445,000.00	0.00	0.00	0.00	5,445,000.00	1,473,647.41	1,496,248.10	0.00	0.00	2,969,895.51	956,467.00	1,437,969.41	0.00	0.00	2,394,436.41	0.00	0.00	2,475,104.49	136,332.10	440,127.00
Supplies and Materials Expenses	5020300000	12,221,000.00	0.00	12,221,000.00	12,221,000.00	0.00	0.00	0.00	12,221,000.00	2,209,458.55	1,359,544.77	0.00	0.00	3,569,003.32	1,680,925.35	836,677.83	0.00	0.00	2,517,603.18	0.00	0.00	8,651,996.68	299,446.05	751,954.09
Office Supplies Expenses	5020301002	7,070,000.00	0.00	7,070,000.00	7,070,000.00	0.00	0.00	0.00	7,070,000.00	1,454,355.46	692,640.15	0.00	0.00	2,146,995.61	1,235,733.77	275,377.84	0.00	0.00	1,511,111.61	0.00	0.00	4,923,004.39	135,936.45	499,947.55
Accountable Forms Expenses	5020302000	230,000.00	0.00	230,000.00	230,000.00	0.00	0.00	0.00	230,000.00	107,350.00	69,745.00	0.00	0.00	177,095.00	107,350.00	59,745.00	0.00	0.00	167,095.00	0.00	0.00	52,905.00	6,000.00	4,000.00
Medical, Dental and Laboratory Supplies	5020308000	50,000.00	0.00	50,000.00	50,000.00	0.00	0.00	0.00	50,000.00	8,625.50	2,205.95	0.00	0.00	10,831.45	1,281.50	8,483.60	0.00	0.00	9,765.10	0.00	0.00	39,168.55	26.40	1,039.95
Fuel, Oil and Lubricants Expenses	5020309000	1,650,000.00	0.00	1,650,000.00	1,650,000.00	0.00	0.00	0.00	1,650,000.00	387,192.57	335,515.33	0.00	0.00	722,707.90	256,722.19	304,222.35	0.00	0.00	560,944.54	0.00	0.00	927,292.10	131,753.66	30,009.70
Textbooks and Instructional Materials	5020311001	1,500,000.00	0.00	1,500,000.00	1,500,000.00	0.00	0.00	0.00	1,500,000.00	0.00	0.00	0.00	0.00	0.00	0.00	0.00	0.00	0.00	0.00	0.00	0.00	1,500,000.00	0.00	0.00
Other Supplies and Materials Expenses	5020399000	1,721,000.00	0.00	1,721,000.00	1,721,000.00	0.00	0.00	0.00	1,721,000.00	251,935.02	259,438.34	0.00	0.00	511,373.36	79,837.89	188,849.04	0.00	0.00	268,686.93	0.00	0.00	1,209,626.64	25,729.54	216,956.89
Utility Expenses	5020400000	34,030,000.00	0.00	34,030,000.00	34,030,000.00	0.00	0.00	0.00	34,030,000.00	6,603,664.57	8,777,378.54	0.00	0.00	15,381,043.11	6,578,238.25	8,722,283.07	0.00	0.00	15,300,521.32	0.00	0.00	18,648,956.89	75,153.79	5,368.00
Water Expenses	5020401000	1,010,000.00	0.00	1,010,000.00	1,010,000.00	0.00	0.00	0.00	1,010,000.00	189,276.48	226,524.14	0.00	0.00	415,800.62	189,276.48	213,382.14	0.00	0.00	402,658.62	0.00	0.00	594,199.38	7,774.00	5,368.00
Electricity Expenses	5020402000	33,020,000.00	0.00	33,020,000.00	33,020,000.00	0.00	0.00	0.00	33,020,000.00	6,414,388.09	8,550,854.40	0.00	0.00	14,965,242.49	6,388,961.77	8,508,909.93	0.00	0.00	14,897,862.70	0.00	0.00	18,054,757.51	67,379.79	0.00
Communication Expenses	5020500000	1,815,000.00	910,367.82	2,725,367.82	1,815,000.00	910,367.82	0.00	0.00	2,725,367.82	710,134.88	1,963,742.53	0.00	0.00	2,673,877.41	647,958.33	1,949,932.80	0.00	0.00	2,597,891.13	0.00	0.00	51,490.41	75,986.28	0.00
Postage and Courier Services	5020501000	10,000.00	0.00	10,000.00	10,000.00	0.00	0.00	0.00	10,000.00	5,541.00	3,053.00	0.00	0.00	8,594.00	5,541.00	2,933.00	0.00	0.00	8,474.00	0.00	0.00	1,406.00	120.00	0.00
Landline	5020502002	300,000.00	0.00	300,000.00	300,000.00	0.00	0.00	0.00	300,000.00	136,235.85	118,679.74	0.00	0.00	254,915.59	74,059.30	104,990.01	0.00	0.00	179,049.31	0.00	0.00	45,084.41	75,866.28	0.00
Internet Subscription Expenses	5020503000	1,500,000.00	910,367.82	2,410,367.82	1,500,000.00	910,367.82	0.00	0.00	2,410,367.82	568,358.03	1,842,009.79	0.00	0.00	2,410,367.82	568,358.03	1,842,009.79	0.00	0.00	2,410,367.82	0.00	0.00	0.00	0.00	0.00
Cable, Satellite, Telegraph and Radio	5020504000	5,000.00	0.00	5,000.00	5,000.00	0.00	0.00	0.00	5,000.00	0.00	0.00	0.00	0.00	0.00	0.00	0.00	0.00	0.00	0.00	0.00	0.00	5,000.00	0.00	0.00
Confidential, Intelligence and Extraordinary	5021000000	132,000.00	0.00	132,000.00	132,000.00	0.00	0.00	0.00	132,000.00	0.00	90,000.00	0.00	0.00	90,000.00	0.00	0.00	0.00	0.00	0.00	0.00	0.00	42,000.00	90,000.00	0.00
Extraordinary and Miscellaneous Expenses	5021003000	132,000.00	0.00	132,000.00	132,000.00	0.00	0.00	0.00	132,000.00	0.00	90,000.00	0.00	0.00	90,000.00	0.00	0.00	0.00	0.00	0.00	0.00	0.00	42,000.00	90,000.00	0.00
Professional Services	5021100000	6,035,000.00	(926,295.93)	5,108,704.07	6,035,000.00	(926,295.93)	0.00	0.00	5,108,704.07	83,434.56	101,268.88	0.00	0.00	184,703.44	35,834.56	124,012.65	0.00	0.00	159,847.21	0.00	0.00	4,924,000.63	2,456.23	22,400.00
Auditing Services	5021102000	35,000.00	0.00	35,000.00	35,000.00	0.00	0.00	0.00	35,000.00	6,007.00	6,618.00	0.00	0.00	12,625.00	6,007.00	1,880.00	0.00	0.00	7,887.00	0.00	0.00	22,375.00	2,238.00	2,500.00
Other Professional Services	5021199000	6,000,000.00	(926,295.93)	5,073,704.07	6,000,000.00	(926,295.93)	0.00	0.00	5,073,704.07	77,427.56	94,650.88	0.00	0.00	172,078.44	29,827.56	122,132.65	0.00	0.00	151,960.21	0.00	0.00	4,901,625.63	218.23	19,900.00
General Services	5021200000	48,194,000.00	0.00	48,194,000.00	48,194,000.00	0.00	0.00	0.00	48,194,000.00	16,294,826.13	17,906,791.14	0.00	0.00	34,201,617.27	14,429,408.95	18,702,054.50	0.00	0.00	33,131,463.45	0.00	0.00	13,992,382.73	1,059,153.82	11,000.00
Janitorial Services	5021202000	5,150,000.00	0.00	5,150,000.00	5,150,000.00	0.00	0.00	0.00	5,150,000.00	2,041,377.18	2,104,497.75	0.00	0.00	4,145,874.93	2,041,377.18	2,104,497.75	0.00	0.00	4,145,874.93	0.00	0.00	1,004,125.07	0.00	0.00
Security Services	5021203000	10,000,000.00	0.00	10,000,000.00	10,000,000.00	0.00	0.00	0.00	10,000,000.00	4,332,071.69	4,853,221.85	0.00	0.00	9,185,293.54	2,477,654.51	5,671,229.21	0.00	0.00	8,148,883.72	0.00	0.00	814,706.46	1,036,409.82	0.00

Department: State Universities and Colleges (SUCs)
 Agency: Batangas State University
 Operating Unit: < not applicable >
 Organization Code: 08 038 000000
 Fund Cluster: 01 Regular Agency Fund

Current Year Appropriations
 Supplemental Appropriations
 Continuing Appropriations

(e.g. UACS Fund Cluster: 01-Regular Agency Fund, 02-Foreign Assisted Projects Fund, 03-Special Account-Locally Funded/Domestic Grants Fund, and 04-Special Account-Foreign Assisted/Foreign Grants Fund)

Particulars	UACS CODE	Appropriations			Allotments					Obligations					Disbursements					Balances			
		Authorized Appropriations	Adjustments (Transfer To/From, Modification s/ Augmentations)	Adjusted Appropriations	Allotments Received	Adjustments (Reductions, Modification s/ Augmentations)	Transfer To	Transfer From	Adjusted Allotments	1st Quarter Ending March 31	2nd Quarter Ending June 30	3rd Quarter Ending Sept. 30	4th Quarter Ending Dec. 31	TOTAL	1st Quarter Ending March 31	2nd Quarter Ending June 30	3rd Quarter Ending Sept. 30	4th Quarter Ending Dec. 31	TOTAL	Unreleased Appropriations	Unobligated Allotments	Unpaid Obligations (15-20)=(23+24)	
																						Due and Demandable	Not Yet Due and Demandable
1	2	3	4	5=(3+4)	6	7	8	9	10=[(6+(-)7)-8+9]	11	12	13	14	15=(11+12+13+14)	16	17	18	19	20=(16+17+18+19)	21=(5-10)	22=(10-15)	23	24
Other General Services	5021299099	33,044,000.00	0.00	33,044,000.00	33,044,000.00	0.00	0.00	0.00	33,044,000.00	9,921,377.26	10,949,071.54	0.00	0.00	20,870,448.80	9,910,377.26	10,926,327.54	0.00	0.00	20,836,704.80	0.00	12,173,551.20	22,744.00	11,000.00
Repairs and Maintenance	5021300000	3,405,000.00	0.00	3,405,000.00	3,405,000.00	0.00	0.00	0.00	3,405,000.00	516,347.00	320,250.41	0.00	0.00	836,597.41	55,877.52	133,999.00	0.00	0.00	189,876.52	0.00	2,568,402.59	60,660.00	586,060.89
School Buildings	5021304002	700,000.00	0.00	700,000.00	700,000.00	0.00	0.00	0.00	700,000.00	333,935.00	198,319.54	0.00	0.00	532,254.54	0.00	30,860.00	0.00	0.00	30,860.00	0.00	167,745.46	12,660.00	488,714.54
Other Structures	5021304099	150,000.00	0.00	150,000.00	150,000.00	0.00	0.00	0.00	150,000.00	9,013.00	2,310.00	0.00	0.00	11,323.00	0.00	2,310.00	0.00	0.00	2,310.00	0.00	138,677.00	0.00	9,013.00
Office Equipment	5021305002	90,000.00	0.00	90,000.00	90,000.00	0.00	0.00	0.00	90,000.00	36,659.00	20,533.37	0.00	0.00	57,192.37	3,000.00	33,729.00	0.00	0.00	36,729.00	0.00	32,807.63	0.00	20,463.37
Information and Communication Technology	5021305003	100,000.00	0.00	100,000.00	100,000.00	0.00	0.00	0.00	100,000.00	0.00	0.00	0.00	0.00	0.00	0.00	0.00	0.00	0.00	0.00	0.00	100,000.00	0.00	0.00
Other Machinery and Equipment	5021305099	500,000.00	0.00	500,000.00	500,000.00	0.00	0.00	0.00	500,000.00	0.00	14,400.00	0.00	0.00	14,400.00	0.00	0.00	0.00	0.00	0.00	0.00	485,600.00	0.00	14,400.00
Motor Vehicles	5021306001	1,725,000.00	0.00	1,725,000.00	1,725,000.00	0.00	0.00	0.00	1,725,000.00	101,940.00	82,812.50	0.00	0.00	184,752.50	52,877.52	30,405.00	0.00	0.00	83,282.52	0.00	1,540,247.50	48,000.00	53,469.98
Repairs and Maintenance - Furniture and	5021307000	90,000.00	0.00	90,000.00	90,000.00	0.00	0.00	0.00	90,000.00	34,800.00	1,875.00	0.00	0.00	36,675.00	0.00	36,675.00	0.00	0.00	36,675.00	0.00	53,325.00	0.00	0.00
Other Property, Plant and Equipment	5021399099	50,000.00	0.00	50,000.00	50,000.00	0.00	0.00	0.00	50,000.00	0.00	0.00	0.00	0.00	0.00	0.00	0.00	0.00	0.00	0.00	0.00	50,000.00	0.00	0.00
Taxes, Insurance Premiums and Other Fees	5021500000	1,200,000.00	15,928.11	1,215,928.11	1,200,000.00	15,928.11	0.00	0.00	1,215,928.11	163,874.54	966,502.99	0.00	0.00	1,120,377.53	163,874.54	914,369.65	0.00	0.00	1,078,244.19	0.00	95,550.58	11,458.34	30,675.00
Taxes, Duties and Licenses	5021501001	100,000.00	0.00	100,000.00	100,000.00	0.00	0.00	0.00	100,000.00	11,596.24	40,078.18	0.00	0.00	51,674.42	11,596.24	6,414.12	0.00	0.00	18,010.36	0.00	48,325.58	2,989.06	30,675.00
Fidelity Bond Premiums	5021502000	200,000.00	0.00	200,000.00	200,000.00	0.00	0.00	0.00	200,000.00	141,000.00	11,775.00	0.00	0.00	152,775.00	141,000.00	11,775.00	0.00	0.00	152,775.00	0.00	47,225.00	0.00	0.00
Insurance Expenses	5021503000	900,000.00	15,928.11	915,928.11	900,000.00	15,928.11	0.00	0.00	915,928.11	11,278.30	904,649.81	0.00	0.00	915,928.11	11,278.30	896,180.53	0.00	0.00	907,458.83	0.00	0.00	8,469.28	0.00
Other Maintenance and Operating Expenses	5029900000	1,433,000.00	0.00	1,433,000.00	1,433,000.00	0.00	0.00	0.00	1,433,000.00	298,836.00	90,704.50	0.00	0.00	389,540.50	214,786.00	119,511.07	0.00	0.00	334,297.07	0.00	1,043,459.50	14,264.00	40,979.43
Printing and Publication Expenses	5029902000	54,000.00	0.00	54,000.00	54,000.00	0.00	0.00	0.00	54,000.00	0.00	864.00	0.00	0.00	864.00	0.00	864.00	0.00	0.00	864.00	0.00	53,136.00	0.00	0.00
Representation Expenses	5029903000	316,000.00	0.00	316,000.00	316,000.00	0.00	0.00	0.00	316,000.00	27,590.00	24,554.00	0.00	0.00	52,144.00	19,980.00	32,154.00	0.00	0.00	52,144.00	0.00	263,856.00	0.00	0.00
Rents - Motor Vehicles	5029905003	20,000.00	0.00	20,000.00	20,000.00	0.00	0.00	0.00	20,000.00	0.00	10,000.00	0.00	0.00	10,000.00	0.00	10,000.00	0.00	0.00	10,000.00	0.00	10,000.00	0.00	0.00
Membership Dues and Contributions to	5029906000	208,000.00	0.00	208,000.00	208,000.00	0.00	0.00	0.00	208,000.00	17,000.00	0.00	0.00	0.00	17,000.00	17,000.00	0.00	0.00	0.00	17,000.00	0.00	191,000.00	0.00	0.00
Library and Other Reading Materials	5029907004	20,000.00	0.00	20,000.00	20,000.00	0.00	0.00	0.00	20,000.00	0.00	0.00	0.00	0.00	0.00	0.00	0.00	0.00	0.00	0.00	0.00	20,000.00	0.00	0.00
Other Maintenance and Operating Expenses	5029999000	815,000.00	0.00	815,000.00	815,000.00	0.00	0.00	0.00	815,000.00	254,246.00	55,286.50	0.00	0.00	309,532.50	177,796.00	76,493.07	0.00	0.00	254,289.07	0.00	505,467.50	14,264.00	40,979.43
Capital Outlays		10,000,000.00	0.00	10,000,000.00	0.00	0.00	0.00	0.00	0.00	0.00	0.00	0.00	0.00	0.00	0.00	0.00	0.00	0.00	0.00	10,000,000.00	0.00	0.00	0.00
Property, Plant and Equipment Outlay	5060400000	10,000,000.00	0.00	10,000,000.00	0.00	0.00	0.00	0.00	0.00	0.00	0.00	0.00	0.00	0.00	0.00	0.00	0.00	0.00	0.00	10,000,000.00	0.00	0.00	0.00
Buildings	5060404001	10,000,000.00	0.00	10,000,000.00	0.00	0.00	0.00	0.00	0.00	0.00	0.00	0.00	0.00	0.00	0.00	0.00	0.00	0.00	0.00	10,000,000.00	0.00	0.00	0.00
B. AUTOMATIC APPROPRIATIONS		33,061,000.00	0.00	33,061,000.00	33,061,000.00	0.00	0.00	0.00	33,061,000.00	7,548,749.78	8,702,794.82	0.00	0.00	16,251,544.60	7,141,959.38	9,109,585.22	0.00	0.00	16,251,544.60	0.00	16,809,455.40	0.00	0.00
Retirement and Life Insurance Premiums		33,061,000.00	0.00	33,061,000.00	33,061,000.00	0.00	0.00	0.00	33,061,000.00	7,548,749.78	8,702,794.82	0.00	0.00	16,251,544.60	7,141,959.38	9,109,585.22	0.00	0.00	16,251,544.60	0.00	16,809,455.40	0.00	0.00
C. SPECIAL PURPOSE FUNDS		0.00	728,155.00	728,155.00	0.00	728,155.00	0.00	0.00	728,155.00	539,938.43	188,214.64	0.00	0.00	728,153.07	539,938.43	188,214.64	0.00	0.00	728,153.07	0.00	1.93	0.00	0.00
Special Purpose Funds		0.00	728,155.00	728,155.00	0.00	728,155.00	0.00	0.00	728,155.00	539,938.43	188,214.64	0.00	0.00	728,153.07	539,938.43	188,214.64	0.00	0.00	728,153.07	0.00	1.93	0.00	0.00
Other Personnel Benefits	5010403001	0.00	728,155.00	728,155.00	0.00	728,155.00	0.00	0.00	728,155.00	539,938.43	188,214.64	0.00	0.00	728,153.07	539,938.43	188,214.64	0.00	0.00	728,153.07	0.00	1.93	0.00	0.00

Department: State Universities and Colleges (SUCs)
 Agency: Batangas State University
 Operating Unit: < not applicable >
 Organization Code: 08 038 0000000
 Fund Cluster: 01 Regular Agency Fund

Current Year Appropriations
 Supplemental Appropriations
 Continuing Appropriations

(e.g. UACS Fund Cluster: 01-Regular Agency Fund, 02-Foreign Assisted Projects Fund, 03-Special Account-Locally Funded/Domestic Grants Fund, and 04-Special Account-Foreign Assisted/Foreign Grants Fund)

Particulars	UACS CODE	Appropriations			Allotments					Obligations					Disbursements					Balances			
		Authorized Appropriations	Adjustments (Transfer To/From, Modifications/Augmentations)	Adjusted Appropriations	Allotments Received	Adjustments (Reductions, Modifications/Augmentations)	Transfer To	Transfer From	Adjusted Allotments	1st Quarter Ending March 31	2nd Quarter Ending June 30	3rd Quarter Ending Sept. 30	4th Quarter Ending Dec. 31	TOTAL	1st Quarter Ending March 31	2nd Quarter Ending June 30	3rd Quarter Ending Sept. 30	4th Quarter Ending Dec. 31	TOTAL	Unreleased Appropriations	Unobligated Allotments	Unpaid Obligations (15-20)=(23+24)	
																						Due and Demandable	Not Yet Due and Demandable
1	2	3	4	5=(3+4)	6	7	8	9	10=[(6+(-)7)-8+9]	11	12	13	14	15=(11+12+13+14)	16	17	18	19	20=(16+17+18+19)	21=(5-10)	22=(10-15)	23	24
GRAND TOTAL		541,607,000.00	728,155.00	542,335,155.00	508,838,000.00	728,155.00	0.00	0.00	509,566,155.00	105,864,465.67	146,992,993.96	0.00	0.00	252,857,459.63	100,899,361.24	147,381,530.47	0.00	0.00	248,280,891.71	32,769,000.00	256,708,695.37	2,679,503.51	1,897,064.41

Certified Correct:


 RAMOS ROMEO LANDICHO

Budget Officer

Date: 2019-07-26 11:03:47.0

Recommending Approval:


 ROSALES LUZVIMINDA CATAPANG

VP for Admin. & Finance

Date: 2019-07-26 11:05:

Approved By:


 DR. TIRSO A. RONQUILLO

Agency Head


Date: 2019-07-26 11:07:


STATEMENT OF APPROPRIATIONS, ALLOTMENTS, OBLIGATIONS, DISBURSEMENTS AND BALANCES
As at the Quarter Ending June 30, 2019


Department: State Universities and Colleges (SUCs)
 Agency/Entity: Batangas State University
 Operating Unit: < not applicable >
 Organization Code: 08 038 0000000
 Fund Cluster: 01 Regular Agency Fund
 (e.g. UACS Fund Cluster: 01-Regular Agency Fund, 02-Foreign Assisted Projects Fund, 03-Special Account-Locally Funded/Domestic Grants Fund, and 04-Special Account-Foreign

	Current Year
	Supplemental
X	Continuing

Particulars	UACS CODE	Appropriations			Allotments					Obligations					Disbursements					Balances			
		Authorized Appropriations	Adjustments (Transfer To/From, Modifications/ Augmentations)	Adjusted Appropriations	Allotments Received	Adjustments (Reductions, Modifications/ Augmentations)	Transfer To	Transfer From	Adjusted Allotments	1st Quarter Ending March 31	2nd Quarter Ending June 30	3rd Quarter Ending Sept. 30	4th Quarter Ending Dec. 31	TOTAL	1st Quarter Ending March 31	2nd Quarter Ending June 30	3rd Quarter Ending Sept. 30	4th Quarter Ending Dec. 31	TOTAL	Unreleased Appropriations	Unobligated Allotments	Unpaid Obligations (15-20)=(23+24)	
																						Due and Demandable	Not Yet Due and Demandable
1	2	3	4	5=(3+4)	6	7	8	9	10=[(6+(-)7)-8+9]	11	12	13	14	15=(11+12+13+14)	16	17	18	19	20=(16+17+18+19)	21=(5-10)	22=(10-15)	23	24
SUMMARY		121,555,000.00	0.00	0.00	121,555,000.00	0.00	0.00	0.00	121,555,000.00	0.00	0.00	0.00	0.00	0.00	0.00	0.00	0.00	0.00	0.00	0.00	121,555,000.00	0.00	0.00
I. CONTINUING APPROPRIATIONS		121,555,000.00	0.00	0.00	121,555,000.00	0.00	0.00	0.00	121,555,000.00	0.00	0.00	0.00	0.00	0.00	0.00	0.00	0.00	0.00	0.00	0.00	121,555,000.00	0.00	0.00
Property, Plant and Equipment		121,555,000.00	0.00	0.00	121,555,000.00	0.00	0.00	0.00	121,555,000.00	0.00	0.00	0.00	0.00	0.00	0.00	0.00	0.00	0.00	0.00	0.00	121,555,000.00	0.00	0.00
Buildings and Other Structures		121,555,000.00	0.00	0.00	121,555,000.00	0.00	0.00	0.00	121,555,000.00	0.00	0.00	0.00	0.00	0.00	0.00	0.00	0.00	0.00	0.00	0.00	121,555,000.00	0.00	0.00
School Buildings	1060402000	121,555,000.00	0.00	0.00	121,555,000.00	0.00	0.00	0.00	121,555,000.00	0.00	0.00	0.00	0.00	0.00	0.00	0.00	0.00	0.00	0.00	0.00	121,555,000.00	0.00	0.00
GRAND TOTAL		121,555,000.00	0.00	0.00	121,555,000.00	0.00	0.00	0.00	121,555,000.00	0.00	0.00	0.00	0.00	0.00	0.00	0.00	0.00	0.00	0.00	0.00	121,555,000.00	0.00	0.00

Certified Correct:

RAMOS ROMEO LANDICHO
 Budget Officer
 Date: 2019-07-26 11:01:39.0

Recommending Approval:

ROSALES LUZVIMINDA CATAPANG
 VP for Admin. & Finance
 Date: 2019-07-26 11:04:59.0

Approved By:

DR. TIRSO A. RONQUILLO
 Agency Head
 Date: 2019-07-26 11:04:59.0